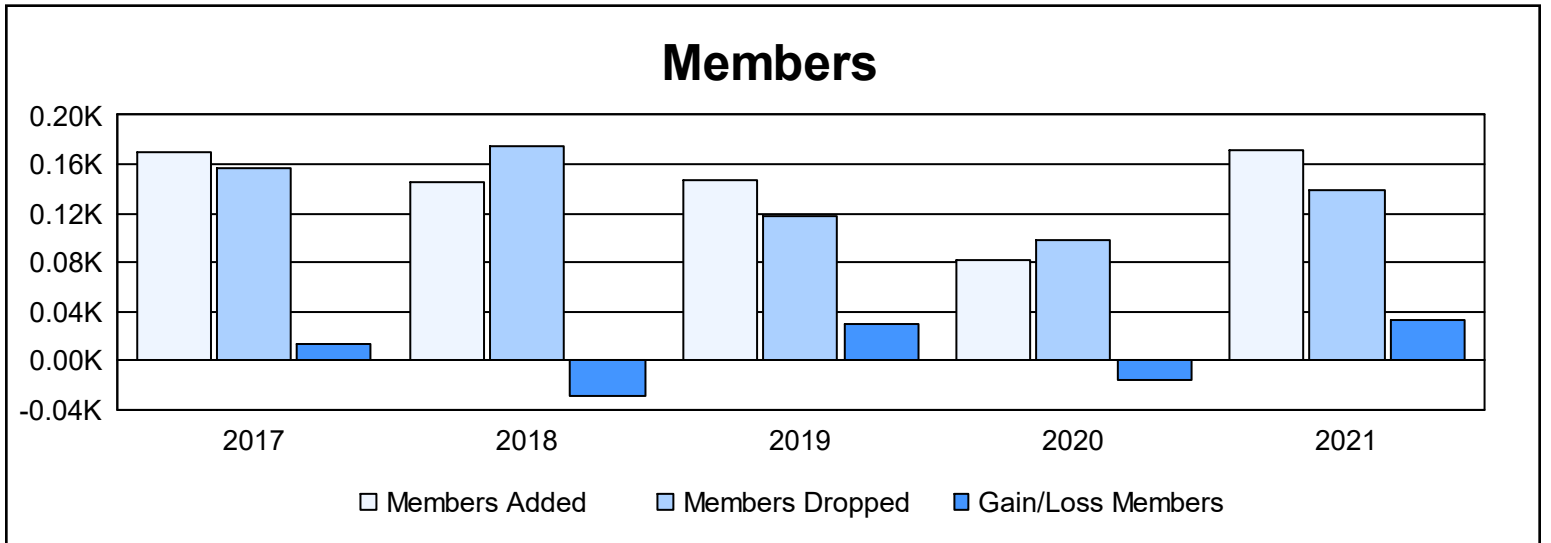
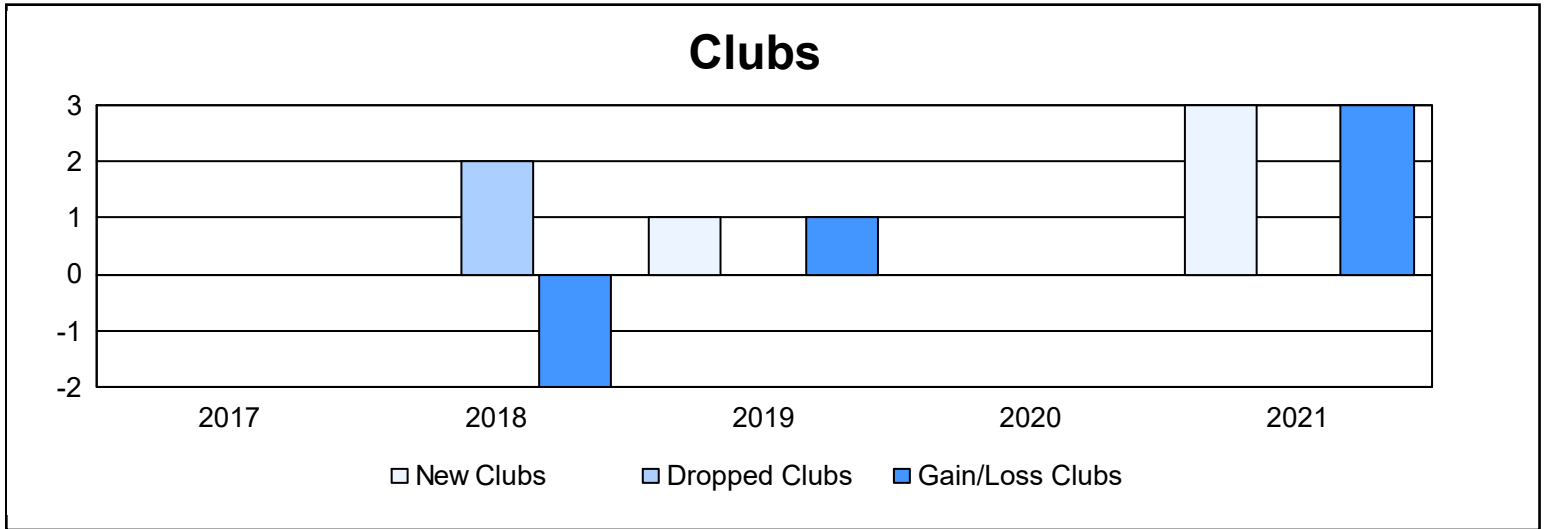
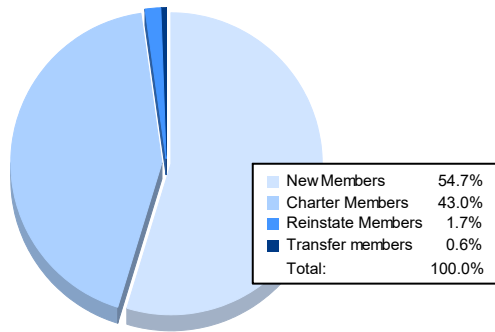


| Year           | New Clubs | Dropped Clubs | Gain/ Loss Clubs | New Members | Charter Members | Reinstate Members | Transfer Members | Total Member Added | Total Members Dropped | Gain/ Loss Members |
|----------------|-----------|---------------|------------------|-------------|-----------------|-------------------|------------------|--------------------|-----------------------|--------------------|
| 2016-2017      | 0         | 0             | 0                | 155         | 0               | 8                 | 7                | 170                | 157                   | 13                 |
| 2017-2018      | 0         | 2             | -2               | 132         | 1               | 7                 | 5                | 145                | 174                   | -29                |
| 2018-2019      | 1         | 0             | 1                | 120         | 20              | 5                 | 2                | 147                | 118                   | 29                 |
| 2019-2020      | 0         | 0             | 0                | 75          | 0               | 5                 | 2                | 82                 | 98                    | -16                |
| 2020-2021      | 3         | 0             | 3                | 94          | 74              | 3                 | 1                | 172                | 139                   | 33                 |
| <b>Average</b> | <b>1</b>  | <b>0</b>      | <b>0</b>         | <b>115</b>  | <b>19</b>       | <b>6</b>          | <b>3</b>         | <b>143</b>         | <b>137</b>            | <b>6</b>           |



### Membership Composition June 2021 Cumulative



### Gender Composition June 2021 Cumulative

